



## WORLD OF KIDS



# NEWSLETTER March 2025

### TOP TOPICS

- ❖ Management
- ❖ News and outlook
- ❖ Impressions from the individual areas
- ❖ NEWS from the special positions
- ❖ Save the Date
- ❖ Personnel changes
- ❖ Contact persons
- ❖ Parents' Council
- ❖ Annual planning & closing days 2025

Dear parents of Woki 1 and 2,

Spring is slowly approaching, and we would like to give you an insight into our work again.

In the newsletter you will find some great reviews from the areas, and we would also like to give you a short review of the last few months.

In February, we had our parents' evening in the areas. This gave us the opportunity to discuss current topics. At the same time, we presented our "framework plan" for the daycare year.

Have fun reading!

Your Woki Team





Dear parents,

The word “framework plan” is sure to raise some questions for you. We would like to give you a brief summary here. We have already published the framework plan itself on Kitaweb following the parents' evening.

Why have we created a **framework plan**?

Together, we are a large daycare center and not only look after many children but also have large teams. The framework plan is intended to provide a “framework” for everyone to ensure that we work on a number of important topics with the children each year. For new employees in particular, it provides a quick overview of what we do throughout the year and thus provides a quick orientation.

Of course, we continue to focus on the children's interests in everyday life and other topics and projects can still be started in addition to the topics from the framework plan.



## Tablet free time

Another project that was carried out for the first time at Woki is the tablet free time. The date chosen was in line with the fasting season, but the duration was shortened.

The project started on Ash Wednesday, March 5, 2025 and ending on March 31, 2025.

Together, we want to see this time as a small reset for us and the children and focus more on everyday life and the moments with the children. We all live in a world that is guided by media. Our children take it for granted that we can take photos at any time. We would like to go through a process together and consider what other options we have to save and document beautiful moments for ourselves.

For our daily work, this means finding new, creative ways together with the children. Even when we look back on the day, we need to find other solutions. We also need to find new ways of creating learning stories for the children's portfolios.

Following this time, we will reflect together in the teams and, if necessary, introduce changes to our daily routine with the children. We will keep you up to date on this.

Your overall Management Team

Ronja & Jasmin



## Update Kita-Web App

We have been using our parent app as a means of communication for a few months now. We only send general information to you by message in the parent app and email contact is only for individual matters.

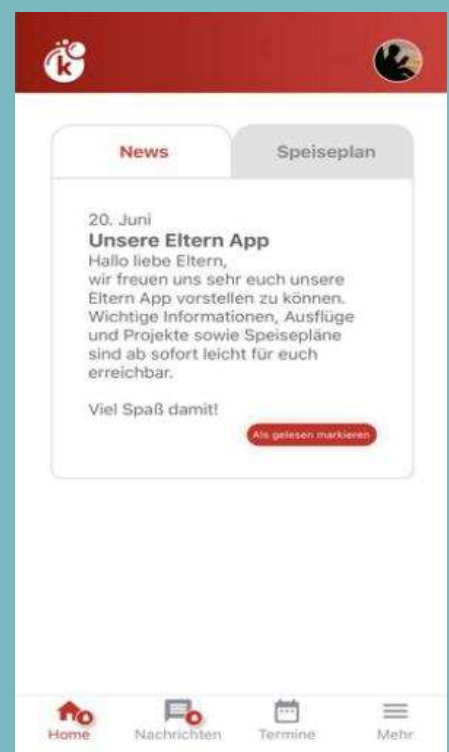
We would like to give you a brief update here and point out a few points. We can see in the app how many parents read our messages.

We have noticed that individual messages, with important information in particular, are not/only rarely read. In order to improve our communication, we would like to briefly remind you of the two communication methods.

### News by parent app:

Important information that affects one or more areas are always posted via “News”.

You can see this information directly on the “Home” page.






## Messages via parent app:

We still have the option of sending “messages” to individual/multiple families. This is mainly used in the kindergarten for families in the last year of kindergarten. Please check regularly whether new messages have been received here.

We know that the app sometimes still causes difficulties. So please contact us if you have the feeling that something is not being displayed or is incomplete.

Together we can prevent you from missing important information.



## Opening hours



We currently have the following opening hours:

### Kindergarten:

Monday - Thursday, 7:45-17:30, Friday 7:45-16:30 (This also includes the forest group, as children of kindergarten age can only be admitted there)

### Nursery:

Monday - Friday, 7:45-16:30

Late group (children from 2 years)

Monday - Thursday, 16:30-17:30

On the following pages, we would like to give you a few impressions of the departments and our employees.

## IMPRESSIONS FROM



Songs



Interesting facts  
around pedagogy



Dani's world of recipes



Projects and activities  
in the wokus



School preparation



Brokkolino



Further training



## Songs to sing along



## IMPRESSIONS FROM



### Immer wieder kommt ein neuer Frühling

Immer wieder kommt ein neuer Frühling  
Immer wieder kommt ein neuer März  
Immer wieder bringt er neue Blumen  
Immer wieder Licht in unser Herz

Hokuspokus steckt der Krokus  
Seine Nase schon ans Licht

Immer wieder kommt ein neuer Frühling  
Immer wieder kommt ein neuer März  
Immer wieder bringt er neue Blumen  
Immer wieder Licht in unser Herz

Auch das Häschen steckt sein Näschen  
Frech heraus aus seinem Bau

Immer wieder kommt ein neuer Frühling  
Immer wieder kommt ein neuer März  
Immer wieder bringt er neue Blumen  
Immer wieder Licht in unser Herz

Still und leise hat die Meise  
Sich ein neues Nest gebaut



Immer wieder kommt ein neuer Frühling  
Immer wieder kommt ein neuer März  
Immer wieder bringt er neue Blumen  
Immer wieder Licht in unser Herz

Auch die Schlange freut sich lange  
Schon auf ihre neue Haut

Immer wieder kommt ein neuer Frühling  
Immer wieder kommt ein neuer März  
Immer wieder bringt er neue Blumen  
Immer wieder Licht in unser Herz

Und die Sonne strahlt voll Wonne  
Denn der Winter ist vorbei  
Musste sich geschlagen geben  
Ringsherum will alles leben  
Farbenpracht aus Schnee und Eis  
So schließt sich der Lebenskreis

Immer wieder kommt ein neuer Frühling  
Immer wieder kommt ein neuer März  
Immer wieder bringt er neue Blumen  
Immer wieder Licht in unser Herz


Immer wieder bringt er neue Blumen  
Immer wieder Licht in unser Herz



## Songs to sing along



## IMPRESSIONS FROM




### Spring Chicken Song

One mother hen sat on 4 little eggs,  
Keeping them warm in her little egg nest,  
Then one day she heard a crack,  
And a little voice said, as the egg was hatched;

I'm... a... spring chicken!  
I'm yellow and small.  
My feathers are fluffy  
and they're keeping me warm.  
My legs are not long,  
So, I'll never be tall,  
But I'm a real spring chicken  
and I'm having a ball!  
Chicken, I'm a chicken and I'm having a ball!

One mother hen sat on 3 little eggs,  
Keeping them warm in her little egg nest,  
Then one day she fell asleep,  
And a little voice said in a whispered tweet

### Chorus



One mother hen sat on 2 little eggs,  
Keeping them warm in her little egg nest,  
Then one day she moved about,  
And a little voice said, as a chick popped out;

I'm... a... spring chicken!  
I'm yellow and small.  
My feathers are fluffy  
and they're keeping me warm.  
My legs are not long,  
So, I'll never be tall,  
But I'm a real spring chicken  
and I'm having a ball!  
Chicken, I'm a chicken, and I'm having a ball!

One mother hen sat on 1 little egg,  
Keeping it warm in her little egg nest,  
Then one day she gave a sigh,  
And a little voice said SURPRISE, SURPRISE!

### Chorus





### Baked cauliflower thalers

- 1 small cauliflower
- 2 carrots
- 3 handfuls of grated cheese
- 2 eggs
- 1 tsp salt
- 2 tbsp breadcrumbs
- Spices to taste (paprika, curry, pepper, nutmeg)



- ❖ Peel the carrots and separate the cauliflower into florets.
- ❖ Shred both in a food processor. If you don't have a food processor, you can finely grate the carrots and cauliflower.
- ❖ Roast the carrot/cauliflower mixture in the oven at 200 degrees for approx. 10 minutes. Then mix everything together in a bowl. The mixture should not be too watery, add some breadcrumbs if necessary.
- ❖ Shape the mixture into pancakes and fry in a pan until golden yellow on both sides.
- ❖ They can also be baked in the oven at 180 - 200 degrees for approx. 15 - 20 minutes until they have a nice color.



The kitchen is in carnival fever



Passend dazu bereiten sich die Kinder ihren eigenen Rosenmontags- Snack zu: Der Kindergarten hat einen leckeren Konfettikuchen gebacken, den die Kinder selber verzieren dürfen.



Die Krippe hat einen lustigen, bunten Papageienkuchen gebacken.





### Confetti cake:

- 300g Spelt flour type 630
- 1 packet baking powder
- 1 pinch of salt
- 200g soft butter
- 180g sugar
- 2 packet vanilla sugar
- 4 eggs room temperature
- 75ml milk room temperature

Mix the dry ingredients. Cream the butter and sugar until the butter is almost white... Gradually beat in the eggs. Add the flour mixture and milk and mix briefly

Pour the dough into a well-greased baking tray.

Bake the cake at 180°C top/bottom heat, 160-170°C fan oven for approx. 40 minutes (test with a skewer).

### For the icing:

- 250g powder sugar
- 5 El lemon juice

### Decoration:

- Colorful Sprinkles
- Confetti- Sprinkles
- Smarties

### Parrot cake:

- 300g Spelt flour type 630
- 200g soft butter
- 180g sugar
- 4 eggs room temperature
- 1 packet vanilla sugar
- ¼ Liter milk room temperature
- Food coloring

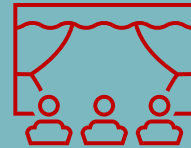


Beat the butter and sugar until very fluffy and almost white. Gradually add the eggs. Mix the flour with the baking powder and fold into the butter, sugar and egg mixture. Carefully stir in the milk.

Divide the dough into 4 portions and mix each with the colors.

Pour the colored dough into a well-greased baking tray in small blobs and bake at approx. 180 degrees top/bottom heat or 160-170 degrees convection heat for approx. 40 minutes. (stick test)

Finally, when the cake has cooled, you can decorate it as you wish, e.g. with icing and colorful sprinkles.



## Theater Fürth visiting the Woki on 17.03.2025:

An exciting day at Woki began with a Theater Play that was performed for the children of the kindergartens from the age of 4. The actors came to our gym with their props and told an exciting story about an **egg that had a crack in its shell** and didn't feel as nice as the other eggs. Over time, the children learned that it was simply a special egg and that it wasn't the outside that mattered but the inside. The children listened to the story with rapt attention and were delighted that the story had a happy ending.



## Impressions from the areas Sport



Hello dear parents,

Gina and I give you a little preview of our activities in the kindergartens and Foxies for the coming weeks. It's going to be exciting, fast, full of energy and sometimes wet... We started with a rollerblading course in March. Handling, rules, parking, steering, roller board construction (bus, mat trolley). All of this is important to us so that the children can use this material "in motion". And that's not ALL....



...because afterwards, the children can do a "fighting certificate" with us if they feel like it. Children often play very physically, fight in their role-playing games and sometimes compete in sports. And this is exactly where we would like to start. We use playful fighting activities to teach your children respectful, fair and gentle interaction. In addition to their own active actions, this also includes paying attention to the other person and accepting their actions (stop, hold, greeting, respect, winning, losing, motivation, fun) and adhering to rules.

The two certificates show the children what they have achieved! ... and (hopefully) remember later on how to use this material or role play.



And it continues to be so active...because another highlight is the **Kaya Run on 23.05.25**. We have once again been invited to take part in this charity run. We are taking you on board for this fast-paced event. The children will run a short (400m) and / or long (1000m) lap and you can motivate them and cheer them on. Detailed information about the Kaya Run will follow. Two short, motivating stories:... 2 years ago we took part. One pupil even exclaimed: "The little kids are faster than us."... 2 years ago it was an incredible experience, as the almost 60 children managed 150km together. Simply amazing!

And lastly:... This spring (we expect to start at the end of April) we also want to use the element of water in the swimming pool for our preschoolers (games and awareness in the water). You will be informed about this as soon as possible. ...and in addition to all this, the sports games and parcours and movement stations are still very popular. Just like the many wonderful activities in the gym, indoor playground or atrium for our nursery.

Best regards, Gina and Christian





### We learn to use a knife



The older children in the nursery have been learning how to handle a knife safely and responsibly for a few weeks now.

As the older children go to kindergarten in the summer, it is now time for them to learn how to use a knife. Accompanied by their teachers, the children spread butter or spread on their bread for breakfast, cut their lunch into small pieces or actively help with household chores.

The children clearly have a lot of fun and are proud that they can do it on their own.

### Preparation for Carnival



Carnival was not neglected here at the nursery either. Over the past few weeks, we have been preparing for our carnival party with lots of different creative activities and have been busy decorating the nursery.





### Visiting the cuddly toy hospital



In recent weeks, we have seen that the role-play area has aroused great interest among the children. They look after the dolls, provide the teachers with food and drink or doctor and examine the dolls and cuddly toys. That's why our cuddly toy hospital opened in February. The children were able to bring their favorite cuddly toy from home and examine it, and at the end they even received a certificate.



Role play in the crèche is of great importance for children's development. They not only promote creativity and imagination, but also social and emotional skills. By acting out everyday situations, the children learn to adopt different perspectives and develop empathy. Role-playing also strengthens language development, as children can try out new words and expressions.





## Construction and fine motor skills



In the cold winter, we spend a lot of time in the Woki themed rooms. The children play with different play materials that interest them. Over the last few months, the children have developed a great interest in construction. Whether it's building a castle out of magnetic modules or creating a large tower out of small pieces of wood and building difficult 3D puzzles. The children need a lot of patience for this, as the work with the different materials does not always hold together so well and can fall over or break. The children had a lot of fun putting their ideas into practice and at the same time occasionally had failures and had to start all over again if what they had built was not stable enough. Because their interest is so great, the children also worked with smaller materials and practiced their dexterity when making difficult pictures.





## Preparation for Carnival



The big carnival party has started. Until then, the kindergarten was diligently decorated. The children created colorful clowns, guitars and window pictures in various craft activities. The learning workshop was also all about carnival: costume names were printed with stamps. Full of anticipation, the children discuss the costumes they want to wear and talk about the ideas they have about what they want to be made up as.





### Climate project - offer from the “Lias Grube”

In February, employees from the “Lias Grube” environmental station in Eggolsheim visited us.

They discussed various aspects of the topic of “climate” with the children. It was about the different weather conditions, animals of the world, where they live and how the weather affects the animals. The children learned a lot about the climate through various games. They also learned what we humans can do to have a positive impact on the climate. One point was to make and grow their own food. The children were able to make their own butter, which was great fun.

## Impressions from the areas nursery 2



Over the past few weeks, we have not only been preparing the decorations for carnival in the nursery 2 but have also been working intensively on the topic of “colors”. The children got to know different colors in a playful way - whether through painting, crafts or exciting experiments.

Colorful balls were used to get to know the colors in a playful way. The children assigned the balls to the correct color cards on the window.



We also created colorful window pictures and decorated the doors of the groups with them.



## Impressions from the areas nursery 2



We used felt-tip pens to color cotton pads, then placed them in a box filled with water and watched what happened. The colors came off the cotton pads and slowly dyed the water.



We used finger paints to paint on a self-made canvas. Foil was wrapped around the table and then we could paint and smear our fingers and hands.



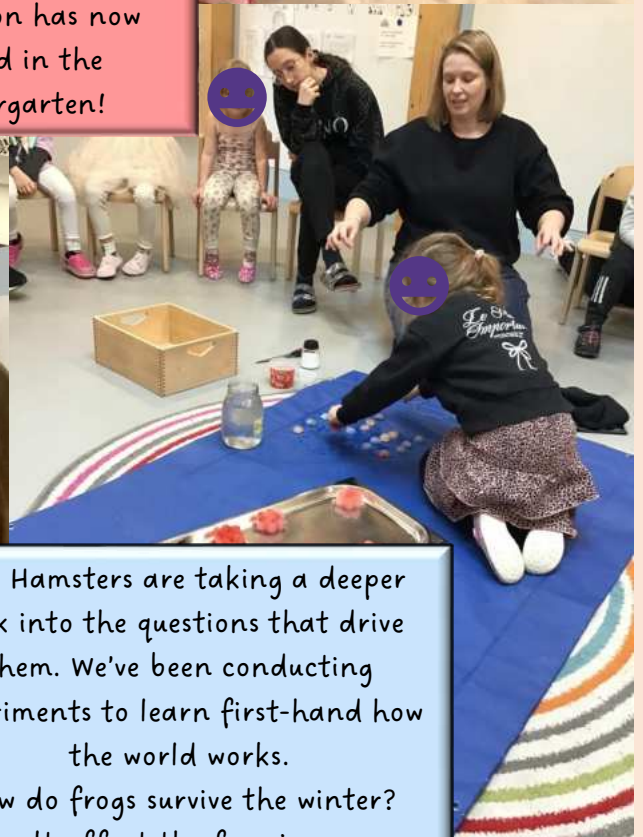


The Theater's theme has shifted! We wanted to look beyond the confines of playing house and look outwards onto the community. A Hair Salon has now opened in the Kindergarten!



Our Hamsters are taking a deeper look into the questions that drive them. We've been conducting experiments to learn first-hand how the world works.

How do frogs survive the winter?  
Does salt affect the freezing process of water?





## Spirit Week!

(17 - 21.02.25)

Every day of this week had a different theme where we dressed up together.



Monday  
Pajama Day



Tuesday  
Disney Day

Wednesday  
One Color Day



Thursday  
Fairies & Unicorns



Friday  
Circus Day



Some of the days are mainstays, outfits we (the children and the educators) look forward to every year. Some days, such as "Unicorns & Fairies" day the children pick democratically.

Why do we celebrate?  
Because it brings us all a bit closer together.  
Because it helps us reflect on the part of ourselves we want to show for Fasching.  
Because it's Fun!



WINTER 2025

WE FOUND THE  
TRACKS FROM A  
BEAVER AND  
TRIED TO FIND  
HIS HOME.  
ALMOST EVERY  
DAY WE DISCOVER  
MORE BROKEN  
TREES AND  
MISSING  
BRANCHES AT THE  
POND.



SOME IMPRESSIONS  
FROM OUR DAILY  
LIFE. MEETING  
LITTLE FRIENDS 🦋,  
PLAYING IN  
PUDDLES, DIGGING  
AND WATCHING THE  
CHANGE OF MOTHER  
NATURE.





EXPLORING THE ICE UNDER US AND AROUND US. WE WALKED ON AN ALMOST EMPTY POND AND JUMPED TO SEE IF WE'RE STRONG/HEAVY ENOUGH TO BREAK IT. AT OUR TRAILER WE COLLECTED ALL THE ICE WE FOUND ON THE WALK AND IN OUR BUCKETS TO SEE HOW LONG IT WILL STAY FROZEN.



WE ENJOYED THE ONLY SNOW WE'VE GOT IN 2025, AND CELEBRATED OUR NEW FRIEND THE SNOW - OR MUDMAN 😊



WE'VE OBSERVED THE FARMERS FISHING THEIR CARPS (KARPFFEN). IT'S A BIG TRADITION HERE IN THE AREA AND WE'VE LEARNED AND DISCUSSED A LOT AROUND IT.



WE'RE LOOKING FOR AN ALTERNATIVE CLIMBING TREE AND FOUND ONE IN THE SECRET FOREST. VERY COOL AND EXCITING!





Dear parents,

Since returning from the Christmas vacations, we have been focusing on the topics of **getting to and from school** in our weekly school preparation meetings.

We thought together about topics such as *“Where do I live and which school will I go to?”* The children were surprisingly precise about what their house or apartment looks like and where they live. Many families made a school route book at home together with their child. Beautiful works of art were created. The books will now accompany the children until the end of the kindergarten year and offer a wonderful opportunity to reflect on the way to school again and again and to engage in conversation with others.



The topic of the **school building and teaching** also took up a lot of space. Using a model, the children were able to get an idea of the building, all kinds of questions came up and so we were delighted that the principal of Carl Platz Primary School took the time to spend one morning answering our children's questions.



Police officer Stefan was back at the school for several weeks to teach the kids helpful tricks on the subject of school **road safety**, which they were then able to proudly present to their parents on the final day of the course.

Another course offering started at the end of February with the **“Trau Dich was”** course, which we were really looking forward to! Now is also the time for **school enrollment**. Please note the dates of your local school. If you have any questions, requests or, of course, feedback on the subject of school preparation, please feel free to contact me. We are now looking forward to a great start to spring and to colorful weeks with you and your children.



Best regards

Bianca Stöhr  
Coordinator School Start





Impressions from the past few weeks



## Trau Dich Was Course



Dear parents,

Once again this year, the “**Trau Dich Was**” course is taking place for our oldest children.

Under the motto “**Courageous, self-confident and strong**”, the children will learn important tips and tricks to help them get through the school day. Caren, our course leader, always emphasizes how important it is to trust your own feelings.

The children start each day of the course by adjusting the self-made **emotional clock** to how they feel today. In this way, the children learn to “feel inside themselves”, to recognize triggers for feelings and to verbalize their own feelings.

We also learn the importance of body language in the course. For example, we practise standing up straight and wide in role plays, not forgetting the power of the voice. Sometimes it helps to say things louder until they get through to the other person.

Caren also repeatedly sends an important signal: “If you are afraid or need help, you are never a tattletale, but a courageous helper”. The course always ends with a newly learned starting sentence, such as “I’m okay the way I am.” These short, concise sentences are internalized by the children in such a way that they are still totally present until the next lesson.

We are looking forward to more wonderful weeks of “Trau Dich Was / Dare to do something”.

Best regards

Your Bianca





## Nutrition Education



Hello dear parents,

There is exciting news about nutrition education again!

### From our little explorers at Kindergarten:



Our children have been busy practicing how to cut safely with a knife! The preschool children even received a cool knife license from me!

And this is how the preschool children succeeded!

First of all, we realized how important it is to prepare our workstation well - the cutting board must always have a firm footing. To test this, we played a little game with the boards.

We also created a special place for the cutting utensils, which we affectionately called the *"knife parking lot"*. The children were allowed to design it themselves and take it home to proudly show off what they had learned!

Here they learned about the correct tunnel grip, the claw grip and the peeler and also, how to use the finger guard skillfully.

The children have learned:

**Tunnelgrip:** One hand forms a tunnel while you cut safely from below with the other hand. (Always accompanied by an adult)

**Clawgrip:** Here, one hand is formed into a "claw" under the cutting guard to protect your fingers. The other hand is used to cut.

**Peeling:** The children hold the vegetable or fruit firmly and always peel away from the hand.

The children had great fun and some even dared to cut an onion. So, they became onion kings or onion queens! Of course, they all received their well-earned licenses.





### From our little explorers from the nursery:

In House 1, we worked intensively on the topic of “knife handling”. The children had the wonderful opportunity to learn how to use special crib knives made of wood correctly and safely. They learned how much pressure they should apply when cutting a banana in order to work precisely and safely. This exercise not only helped to develop their motor skills, but also boosted their confidence in using tools.



We also played with kneading sand, which the children had to fill into different shapes. They were then allowed to use a toy knife to smooth the surface completely. This playful approach made it easy for them to learn how to coat food in a fun way. It was wonderful to see how enthusiastic and creative the children were while developing their fine motor skills.

In House 2, we devoted ourselves intensively and with great pleasure to the exciting topic of “The five senses”! Our first stop was the sense of touch, which we paid a lot of attention to. The children had the great opportunity to experiment with a carefully designed ice landscape and gain real-life experience of cold and wet. They even got to see first-hand what happens if you hold the ice in your hand a little too long - a vivid demonstration of how ice and heat play together! After this exciting experience, I made the topic even more interesting by introducing special touch boxes in which different foods were waiting for them to recognize by touch. Whether they always got it right was a source of great excitement and curiosity!

Afterwards, we curiously explored the sense of smell. I brought along a creative smell memory that allowed the children to immerse themselves in the fascinating world of scents. After they had explored the different smells in detail, they were finally allowed to choose their personal favorite scent - a very special experience for many of them!



Finally, we turned our attention to our sense of taste with great curiosity. I had brought a colorful selection of different foods for the children to taste and explore with their tongues. From sweet and salty to bitter and sour, there was something for every taste, which made the experience particularly exciting for the children and stimulated their senses in numerous ways.

You can look forward to what I'll tell you next time about our little explorers...

Warm regards,  
Stephie and Brokkolino



## Training area:

In recent months, all native speakers have been able to take part in a basic course on pedagogy. We had the speaker Mr. Moster as a guest.

We are also currently running a two-day workshop internally on the topic of parent-teacher conferences.

In December, the management team and some special positions took part in training by *Ben Furmann*, the inventor of the “**I can do it**” concept. In it, he describes a 15-step process in which children are empowered to find solutions to challenges and gradually implement them independently.

This promotes the children's ability to find solutions, leads to a strengthening of self-efficacy and, last but not least, to an increase in resilience factors.



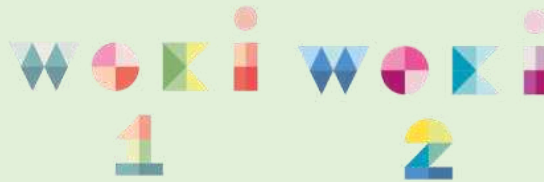
Dear parents,

The following festivals and events await us in the coming weeks:

- ❖ April 17 - Easter in the divisions
- ❖ May 02 - Bridge day, **The Woki is closed!**
- ❖ May 12-16 - In-house training on the topic of inclusion
- ❖ May 28 - Family afternoon (Mother's Day/Father's Day)  
3pm - 4:30 pm (Pick up until 2:30 pm)



We look forward to support in all areas!



In House 1, we will be welcoming Antonia Steinke as the new Head of Kindergarten from June.

We wish her a good start!

Unfortunately, we also have to say goodbye.  
We wish them all the best for their future!

- Marie Ruster, the area manager of KiGa 1, will be leaving us on May 31<sup>st</sup>.
- Kristin Haala will be leaving the Foxies on July 31<sup>st</sup> to pursue new opportunities.

They leave behind wonderful moments with the children and colleagues.

- Irene Todo I Bargallo and Michelle Ruppert are leaving the Woki 2 nursery.
- Claudia Rörig, the remedial teacher from Woki 2, will be leaving us at the end of June.

We would like to thank them all very much for their commitment and their work at our facility and wish them all the best for the future.



## Your contact persons

### Facility management



Ronja Schlosser  
Management House 1



Jasmin Sämänn  
Management House 2

### Division managers



Sandy Kelch - nursery 1



Marie Ruster - Kiga 1



Kristin Haala - Fox



Phylicia Galle - nursery 2



Adam Brunelle - Kiga 2

### Assistants



Bianca Schuh



Emilia Mundruczné Almási



Melanie Beier-Schuster

Dear parents,

As the Parents' Council, we have set up a WhatsApp group to enable easier and more direct communication. This is a “private” Parents' Council initiative, Woki/Kiku are not involved.

Please note that by joining the WhatsApp group, you accept WhatsApp's terms and conditions and privacy policy. Please note that these groups are not intended for the exchange of images or other official documents.

Yours sincerely,  
Parents' Council

## ADIDAS WOKI PARENTS ADVISORY BOARD WHATSAPP GROUPS



### Kiga 1:

PC Contact

Ekaterina Leonardi, Laura Stief



### Kiga 2:

PC Contact

Marissa Schultz, Yulia Filippelli



### Nursery 1:

PC Contact

Susanne Markus, Christine Reuter



### Nursery 2:

PC Contact

Gerasimos Kourkoulos, Martin Hurler



### Fox

For the Fox group, please contact the Foxy educators via the official Signal group; for networking via PC, please contact Syed Sharique Ahmad.

Day	Time of day	Location	Event
<b>January 1 - January 06, 2025</b>		Woki 1 + 2	<b>Closing time - The Woki is closed!</b>
January 30 - January 31	all day	Woki 1 + 2	Native speaker training
February 10 - 11	all day	Woki 1 + 2	Native speaker training
<b>February 14th</b>	all day	Woki 1 + 2	<b>Team day - The Woki is closed!</b>
February 24th	5:00 - 6:00 p.m.	Woki 1 + 2	Parents' evening
March 03th	only in the areas	Woki 1 + 2	Carnival party
<b>April 04th</b>	all day	Woki 1 + 2	<b>Team day - The Woki is closed!</b>
April 17th	only in the areas	Woki 1 + 2	Easter celebration
May 02nd		Woki 1 + 2	<b>Closing time - The Woki is closed!</b>
May 12 - 16	All day	Woki 1 + 2	In-house training on the topic of inclusion
May 28th	3:00 - 4:30 p.m. (Pick up until 2:30 p.m.)	Woki 1 + 2	Family afternoon (for Mother's Day and Father's Day)
<b>June 20th</b>		Woki 1 + 2	<b>Closing time - The Woki is closed!</b>
June 30th	3:00 - 4:00 p.m.	Woki 1 + 2	Information evening "My child is going to kindergarten"
July 4th	2:30 - 5:00 p.m. (Pick up until 2:00 p.m.)	Woki 1 + 2	Summer party
July 15th	only in the area	Woki 2	School bag day
July 16th	only in the area	Woki 1	School bag day
July 25th	from 5:00 pm - 8:00 pm	Woki 1 + 2	Farewell LKJ - Evening party
July 30th	12:00 - 13:30	Woki 1 + 2	Parents' afternoon "My child goes to school"
July 31st	2:30 - 4:00 pm	Woki 1 + 2	Farewell to nursery children
<b>September 26th</b>	all day	Woki 1 + 2	<b>Team day - The Woki is closed!</b>
October 06th	only in the areas	Woki 1 + 2	Thanksgiving
October 13th	digital	online	Election of the Parents' Council for the 2025/2026 daycare year
October 31st	only in the areas	Woki 1 + 2	Halloween
December 05th	3:00 - 5:00 p.m. (Pick up until 2:30 p.m.)	Woki 1 + 2	Advent party
<b>December 22 - January 06, 2026</b>		Woki 1 + 2	<b>Christmas time The Woki is closed!</b>

UNTIL NEXT TIME...



We wish you all a Happy Easter!  
YOUR WOKI TEAM

